

education lockers - all steel

Probe Lockers offer colour options for every level, from kindergarten to college. From a simple cube upwards, the sheer variety of lockers available puts them at the top of every school's list for changing and storage requirements.

FREE ON-SITE ADVICE

STRENGTH

Every locker has a full height strengthener welded inside each door to increase strength and security.

WELDED PLINTH

Probe Lockers have a welded plinth making each compartment totally separate and increasing structural rigidity.

5 KNUCKLE HINGES

This strong hinge offers great durability and security.

LOCK OPTIONS

Probe offer a versatile range of locks ensuring a locker that is suited to your environment.



- Quality engineered to provide a sturdy and robust locker that will give many years of service.
- Built-in security features generate confidence that belongings will be kept safe.
- Replacement locks and keys are available if required. Numbered cards, for locker identification, available on request.
- Durable powder coated finish with colour options to suit your environment.
- **AC+IVECOAT**[®] anti-bacterial technology
The hard wearing anti-bacterial powder coating for an active environment as standard.



FULL HEIGHT LOCKERS
□ Available in 1-6 & 8 tiers.



hygienic, hard wearing and anti-bacterial
99.9% REDUCTION OF MRSA, E-COLI & BACTERIA for the life of the coating



www.probe-manufacture.co.uk



BUILDING SCHOOLS *for the* **FUTURE** ✓

Building Schools for the Future is a government initiative to rebuild or renew all secondary schools.

NEW



overlay doors

OVERLAY DOORS ENTIRELY COVER LOCKER BODY

Probe offer their high quality steel lockers NOW with 10mm solid grade laminate **overlay doors**. To find out more about this amazing material visit www.trespa.com or www.formica.co.uk


SHOCKproof™

the choice is yours

inset doors

INSET DOORS FIT FLUSH WITH FACE OF LOCKER BODY

Probe offer their high quality steel lockers NOW with 10mm solid grade laminate **inset doors**. To find out more about this amazing material visit www.formica.co.uk or www.trespa.com



NEW

SHOCKproof™ lockers

www.probe-manufacture.co.uk

3

BUILDING SCHOOLS *for the* FUTURE ✓

Building Schools for the Future is a government initiative to rebuild or renew all secondary schools.

4

OPTIONAL SLOPING TOP AVAILABLE



NUMBERING SYSTEM

Available at additional cost.
Number plates will be recessed into door if ordered with lockers.

LOCK OPTIONS

See page 26 for a wide range of lock options.

HIGH SECURITY WELDED COMPARTMENT DIVIDER INCORPORATES INTERNAL DOOR STOP AND SILL

NEW 180° OPENING

This strong hinge offers 180° wide opening.

HINGE SECURING PLATE


This strong hinge incorporates an integral securing plate which clamps the door to the hinge giving added security.



AVAILABLE IN 1, 2, 3 AND 4 TIER
Single and two tier doors subject to minimum quantity.




Formica and the Formica anvil device are registered trademarks of The Diller Corporation.



NEW 180° OPENING HINGE

This hinge offers unparalleled levels of access to each compartment making full use of clear entry.




LAMINATE DOORS
10mm solid grade laminate inset doors.




TRESPA ATHLON FIRE CLASSIFICATION

Type: Standard (Non-FR): Euroclass D-s2, d0 EN 13501-1
Type: FR (Fire Resistant): Euroclass B-s2, d0 EN 13501-1 (available at additional cost)

STOCK DOOR COLOURS Single and two tier doors subject to minimum quantity.



BODY COLOURS




NON STOCK COLOURS Subject to minimum quantity of 100 doors.

PLAIN COLOURS



WOODGRAIN EFFECT AND PATTERNED FINISHES



NEW SHOCKproof™ lockers
www.probe-manufacture.co.uk

BUILDING SCHOOLS for the FUTURE
Building Schools for the Future is a government initiative to rebuild or renew all secondary schools.

steel body lockers surface mounted doors



Probe offer four durable timber effect finishes plus two single colours, to a standard steel body, in 1,2,3 & 4 compartment Lockers (Subject to minimum order quantity).

MDF CORE LAMINATED DOORS



EASY ACCESS HINGES
Hinges open through a wide 164° for ease of access.

TIMBER* END PANEL
Optional.

SECURITY
These robust Locks from Probe offer the usual high quality locking mechanisms found in the rest of the range.

EASY ACCESS
Hinges open through a wide 164° for ease of access.

SIZE
These quality Lockers are available in two sizes:

305W x 460Dmm
380W x 380Dmm

***DURABLE TIMBER EFFECT FINISH**
with 2mm PVC edging.



FREE ON-SITE ADVICE

AVAILABLE COLOURS

All steel components are powder coated with AC+IVECOAT® exclusive to Probe.

SOLID COLOUR
Stock item on 3 & 4 door lockers sized 305mm wide.

TIMBER EFFECT
Subject to minimum order quantity.



golf lockers



GOLF LOCKERS
These stylish lockers have been specifically designed with the avid golfer in mind.



CHOICE
You can configure these lockers to accommodate a Golf Bench Seat, as illustrated, or if a seat is not required you can use two, Type A, full height door lockers.

BENCH SEAT
The Type B Golf Locker comes complete with a base well and shortened door to accommodate a Golf Bench Seat without obstructing access. All Bench slats supplied in solid ash.

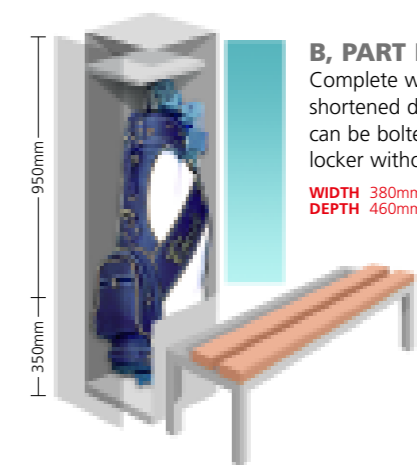


COLOUR & FINISH

These golf lockers come in all the standard probe colours, plus three, wood effect, door and end panel options. Pictured, Ash.



A, FULL HEIGHT DOOR
WIDTH 380mm
DEPTH 460mm



B, PART HEIGHT DOOR
Complete with a base well and shortened door. Golf Bench Seats can be bolted to the front of the locker without obstructing access.

WIDTH 380mm
DEPTH 460mm



www.probe-manufacture.co.uk

MEETS
BS 4680:1996



hygienic, hard wearing and anti-bacterial
99.9% REDUCTION OF MRSA, E-COLI & BACTERIA for the life of the coating