

1 lockers



2 shelving



3 cupboards & work stations



4 mobile shelving



5 technic shelving



6 cloakroom



7 cabinets

All Probe products are available from a wide network of authorised Probe dealers

6

PROBE

cloakroom

6



ACTIVECOAT<sup>®</sup>  
anti-bacterial technology

Environmental  
ISO 14001:2004



MEETS  
BS 4680:1996

# Your Choice

Probe offers this comprehensive range of easy install Cloakroom units with a wide choice of options and accessories, ensuring you will find exactly what you are looking for. All units are available in a choice of six exciting colours to match your interior.

## Options

● AVAILABLE  
✓ FEATURED

- ☐☐ ✓
- ☐ ✓
- ☐ ✓
- ☐ ✓
- ☐ ✓
- ☐ ✓
- ☐ ✓



### SLAT OPTIONS

All Cloakroom equipment is available in both solid timber (Ash) or Polymer.

DOUBLE SIDED		SINGLE SIDED	
LENGTHS	HOOKS	LENGTHS	HOOKS
1000mm	10	1000mm	5
1500mm	16	1500mm	8
2000mm	20	2000mm	10



## Hook Bench

TYPE D

WITH POLYMER SLATS AND STORAGE BASKETS



**BASKET A**


Twin Compartment Baskets

**BASKET B**

Single Compartment Baskets

### COAT HOOKS

These **virtually unbreakable**, polymer coat hooks, have been ergonomically designed and contain **AC+IVECOAT** technology.



**WOOD HOOK STRIP:** Red, yellow or blue frames will be supplied with matching coloured hooks. Green, smoke white and silver frames will be supplied with black hooks unless otherwise specified.  
**POLYMER HOOK STRIP:** Grey hooks will be supplied unless otherwise specified.

# Options

## UNDER BENCH BASKETS



### TWO BASKET TYPES AVAILABLE

Ideal for individual underbench storage keeping floors clear of clutter.



**FOOD GRADE POLYMER SLATS**  
Manufactured with the same high performance anti-bacterial elements that go into all **AC+IVECOAT** powder coatings from Probe.

## UNDER BENCH SHELF



### SOLID TIMBER OR POLYMER

Maximise storage space with these robust underbench shelves.



**SOLID TIMBER (ASH)**  
All our timber comes from suppliers with positive reforestation policies, and is supplied from **sustainable forests**.

## THREE LENGTHS



### 1M 1.5M 2M

All unit lengths are available in solid timber or food grade polymer.

## SINGLE SIDED



### SINGLE SIDED

All floor standing benches from Probe are available single sided for maximum flexibility.



**ROBUST FRAMES**  
All frames are constructed from **robust 50mm round, thick wall tubing** with welded joints for strength and durability.

## DOUBLE SIDED



### DOUBLE SIDED


All floor standing benches from Probe are available double sided for maximum flexibility.

## FLOOR ANCHOR



### SAFETY

Optional floor anchors are available for all floor standing units. On all single sided units, it is recommended to fix to the floor.



**MODULAR SHOE BASKETS**  
These robust under bench storage baskets can be added to any size bench, and are constructed of strong, 12 gauge plastic coated 25mm square steel mesh.

## TIMBER SLATS



### SOLID TIMBER SLATS (ASH)

All our timber comes from suppliers with positive reforestation policies, and is supplied from **sustainable forests**.



**FLOOR ANCHOR**  
Optional floor anchors are available for all floor standing units. Fixings not supplied.

## POLYMER SLATS



### FOOD GRADE POLYMER SLATS

Manufactured with the same high performance anti-bacterial elements that go into all **AC+IVECOAT** powder coatings from Probe.


**ADJUSTABLE FEET**  
All floor standing Cloakroom units come with adjustable feet for ease of installation.

## SECURITY HANGERS



### SECURITY HANGERS

These robust security hangers are designed to render them useless if stolen. Available in packs of 10 from Probe.




**AC+IVECOAT**  
anti-bacterial technology  
This hard wearing anti-bacterial powder coating from Probe has been developed for today's most stringent hygienic requirements.

## FRAME COLOURS

All Probe Cloakroom units are powder coated with **AC+IVECOAT** exclusive to Probe.



## SLAT CHOICE



# Cloakroom Style

TYPE D



Hook Bench  
DOUBLE SIDED WITH TIMBER SLATS AND  
UNDERBENCH SHELF



Options  
● AVAILABLE  
✓ FEATURED

- 
- 
- 
- 
- 
- 
- 
- 

DOUBLE SIDED		SINGLE SIDED	
LENGTHS	HOOKS	LENGTHS	HOOKS
1000mm	10	1000mm	5
1500mm	16	1500mm	8
2000mm	20	2000mm	10



TYPE A



Wall Hook Strip  
IN TIMBER

LENGTHS	HOOKS
1000mm	5
1500mm	8
2000mm	10

TYPE F



TYPE B

Bench  
DOUBLE SIDED WITH TIMBER SLATS


Wall Mounted Bench  
WITH TIMBER SLATS



	TYPE	DOUBLE SIDED	SINGLE SIDED	LENGTH OPTIONS			SEAT HEIGHT	AVAILABLE OPTIONS		
		DEPTH 720	DEPTH 350	1000	1500	2000	405	STORAGE BASKETS	UNDER BENCH SHELF	FLOOR ANCHOR
HOOK BENCH	D	●	●	●	●	●	●	●	●	●
LOW SEAT	C	●	●	●	●	●	●	●	●	●
WALL HOOK STRIP	A			●	●	●				
BENCH	B	●**	●*	●	●	●	●	●		●
WALL MOUNTED BENCH	F		305	●	●	●	-	●		

\*\*double sided bench D610mm \*single sided bench D305mm

## Choice



Units maybe supplied in component format including all necessary fixings (excludes wall and floor fixings). All sizes nominal.




# Cloakroom Practicality

Maximise storage space with these robust overhead hanging benches made from 50mm round, thick wall tubing. Available with a host of options and accessories to tailor this range to suit your needs.

## Options

- AVAILABLE
- ✓ FEATURED



### FLOOR ANCHOR

Optional floor anchors are available for all floor standing units, sold separately. Fixings not supplied. On all single sided units, it is recommended to fix to the floor.



TYPE G

Overhead Hanging Bench  
SINGLE SIDED WITH TIMBER SLATS



TYPE E

WALL MOUNTED SHELF & RAIL  
with polymer slats



TYPE F

WALL MOUNTED BENCH  
with timber slats



TYPE B

BENCH  
single sided with polymer slats



TYPE A

Wall Hook Strip  
IN POLYMER

LENGTHS	HOOKS
1000mm	5
1500mm	8
2000mm	10



TYPE B

Bench  
SINGLE SIDED WITH POLYMER SLATS



TYPE E

LENGTHS
1000mm
1500mm
2000mm



TYPE F

Wall Mounted Bench  
WITH POLYMER SLATS

	TYPE	DOUBLE SIDED		SINGLE SIDED			LENGTH OPTIONS	SEAT HEIGHT	AVAILABLE OPTIONS		
		DEPTH 720	DEPTH 350	1000	1500	2000			405	STORAGE BASKETS	UNDER BENCH SHELF
OVERHEAD HANGING BENCH	G	•	•	•	•	•	•	•	•	•	•
WALL MOUNTED SHELF & RAIL	E		•	•	•	•	•				
WALL HOOK STRIP	A			•	•	•					
WALL MOUNTED BENCH	F		305	•	•	•			•		
BENCH	B	•**	•*	•	•	•			•		•
LOW SEAT	C	•	•	•	•	•			•	•	•

\*\*double sided bench D610mm \*single sided bench D305mm

## Choice



TYPE C

LOW SEAT  
single sided with timber slats



TYPE C

LOW SEAT  
double sided with polymer slats



TYPE G

OVERHEAD HANGING BENCH  
single sided with timber slats, baskets and anti-theft hangers



TYPE G

OVERHEAD HANGING BENCH  
double sided with polymer slats and anti-theft hangers

Units maybe supplied in component format including all necessary fixings (excludes wall and floor fixings). All sizes nominal.