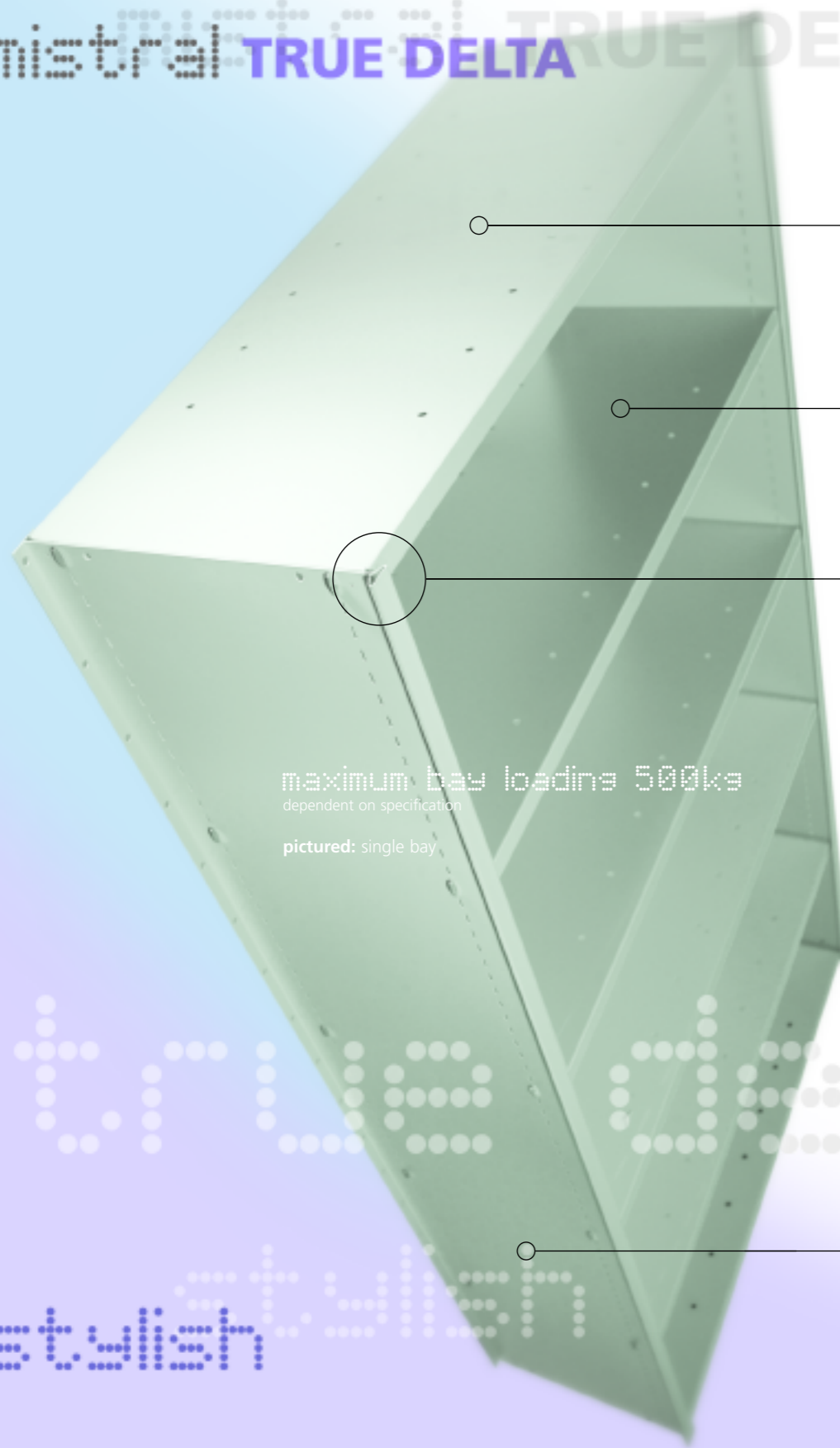



# mistral TRUE DELTA



**SMOKE WHITE AC+IVECOAT<sup>®</sup>**  
The new hard wearing, anti-bacterial powder coating exclusively from Probe, developed in conjunction with DUPONT.

**SHELVES**  
A quick and simple system to build with shelves being clipped in place.

**TRUE DELTA EDGE**  
This, slim, True Delta Edge adds style and strength to this high quality shelving system.



maximum bay loading 500kg  
dependent on specification  
pictured: single bay

**A STYLISH SOLUTION**  
Available in three heights, six depths and with a range of special use shelves and accessories, you are sure to find what you are looking for.

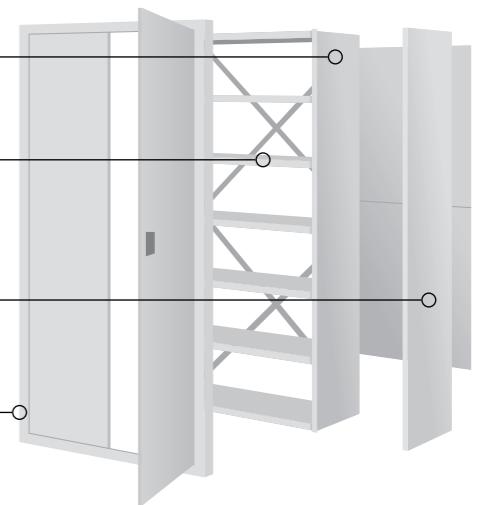
stylish

**3 HEIGHT OPTIONS**  
Uprights available in 3 heights and six depths.

**SHELF OPTIONS**  
A range of shelves are available to suit your needs, including pull out shelves and filing cradles & frames.

**DECOR END PANELS**  
Add the finishing touch to this stylish system with these neat decor end panels.

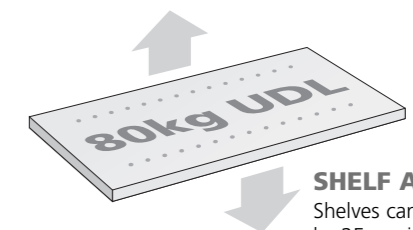
**DOOR & FRAME SETS**  
These convenient door sets allow an added security feature to this universal system. Available in 1880mm & 2230mm high and 1000mm wide. Pull out shelves are not compatible with Door & Frame Sets.



## BAY DIMENSIONS

Height (mm)	Widths (mm)	Depths (mm)					
Sidewalls	Shelf	250	300	350	400	450	600
1880	750	.	.	.	.	.	.
2230	900	.	.	.	.	.	.
2580	1000	.	.	.	.	.	.

Individual shelf loading of 80kgs UDL.

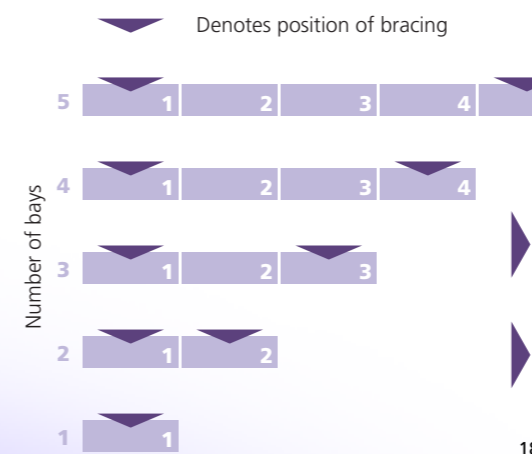


**SHELF ADJUSTMENT**  
Shelves can be raised or lowered by 25mm increments making this system extremely versatile.

bay bracing requirements  
maximum bay loading 500kg  
dependent on specification

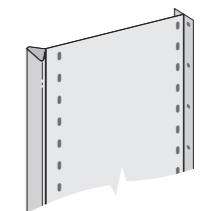

## BAYS AERIAL VIEW

### WITHOUT CLADDING

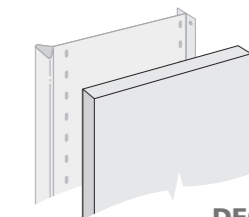


□ This system does not need bracing if fully clad.

## BAY REAR VIEW



**SIDEWALLS**  
Mistral sidewalls blend strength with appearance through innovative design and manufacture.



**DECOR END PANELS**  
Mistral offers an optional Decor End Panel to add that finishing touch to this attractive system.

MISTRAL  
CONTINUED

PROBE

mistral true delta

**ACTIVECOAT<sup>®</sup>**  
anti-bacterial technology

**99.9% REDUCTION OF MRSA, E-COLI & BACTERIA**  
Antimicrobial efficiency will continue for the life of the coating.

# mistral true delta

## MISTRAL

This is a stylish shelving system which offers a wide range of accessories making it a flexible and affordable option for all your storage needs.



**3 HEIGHT OPTIONS**  
A range of heights and depths are available to suit your needs.

**SHELF OPTIONS**  
A wide range of shelf sizes and special use shelves have been made available to suit your needs.

**DOOR SET**  
These convenient door sets allow secure storage of valuable items within this affordable system.

**TRUE DELTA**  
These True Delta uprights give this system a stylish appearance while adding strength.



## FEATURES & BENEFITS

- A stylish and affordable shelving system.
- **ACTIVECOAT®**  
Probe's new hard wearing, anti-bacterial, powder coating make this system suitable for clean environments.
- Shelves may be clipped for quick and easy assembly or bolted for added strength.




## FEATURES & BENEFITS


- Quality engineered to provide a sturdy and robust shelving system that will give many years of service.
- A wide range of accessories makes this a truly flexible system to suit your needs.

# commercial true delta

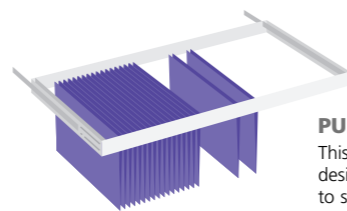
## accessories



**COMMERCIAL SHELF**  
To complement this system, a wide range of shelf options have been made available to suit your needs.

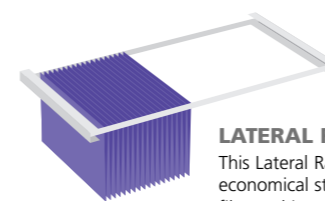


**PULL OUT SHELF\***  
These Pull Out Shelves offer quick and convenient access to many items.  
UDL 40Kg




**PULL OUT CRADLE\***  
This Pull Out Cradle is designed to give easy access to stored hanging files and is available in two depths: 350mm & 400mm  
UDL 40Kg

## accessories



**LATERAL RAIL**  
This Lateral Rail allows for the economical storage of hanging files and is available in two depths: 350mm & 400mm  
UDL 40Kg



**DIVIDERS**  
A large range of Full and Part height Dividers are available, see price guide for all options.



**DOOR SETS\***  
These convenient door sets allow an added security feature to this universal system. Available in 1880mm & 2230mm high and 1M wide.  
\*Pull out shelves are not compatible with Door & Frame Sets.

\*Pull out shelves are not compatible with Door & Frame Sets.



mistral true delta



**99.9% REDUCTION OF MRSA, E-COLI & BACTERIA**  
Antimicrobial efficiency will continue for the life of the coating.